

U.S. Census Bureau
Atlanta Region

Mr. George Grandy, Jr.
Regional Director

June 4, 2020

SOUTH CAROLINA

2020 Census Self-Response Weekly Highlights




Congressman James E. Clyburn

An Important Message from Congressman James E. Clyburn, S.C. 6th Congressional District

The 2020 Census is under way. Every ten years the United States attempts to find out how many people live in the United States, where they live and what may be their needs. The results will determine how approximately 1 trillion dollars is spent and where it is spent. The Census will help decide where schools, hospitals, and community health centers are needed and where they should be located. It will instruct where investments are made in roads, water systems and broadband internet deployment.

During the last Census, over 6% of African Americans did not get counted which is double the undercount of white Americans. This means that when the resources were allocated, many African American communities did not get their due. In order to get money and resources into your community, it is imperative for you to fill out the census so you can be counted. The Census Bureau has made some adjustments to protect the health and safety of Americans during this pandemic.

Also, it has never been easier to respond. You can do so online, by phone, or by mail. You can respond online at [MY2020CENSUS.GOV](https://www.my2020census.gov) or by calling **844-330-2020**. It only takes a few minutes to ensure that you, your family, and your community are counted.



Lt. Governor Pamela Evette

South Carolina Leaders hosts 2020 Census Day of Action

Lt. Governor Pamela Evette, chair of the South Carolina statewide 2020 Census Complete Count Committee (CCC), along with SC Counts 2020, invites all community leaders and key stakeholders to join them in South Carolina's 2020 Census Day of Action on Wednesday, June 17th, 2020.

Throughout the day, partners will promote messaging across their websites, social channels, news media, etc. reminding South Carolinians to complete the census. Other ideas include:

- organize volunteers to conduct phone trees
- distribute census information at existing food distribution sites
- host a virtual social media event focused on responding to the census
- in-person events (e.g., volunteers staffing tables at public places such as grocery or convenience stores to assist persons wanting to complete their census onsite)

Check out the new 2020 Census PSA produced by the statewide CCC and their partners throughout the state:

https://www.youtube.com/watch?v=-3JPO3eP_lo

South Carolina
Self-Response

55.5%

National
Self-Response

60.7%

STATE OF SOUTH CAROLINA RANKING BY COUNTY

Self-Response Rate as of 6.4.2020

1 York, South Carolina	65.8%	24 Laurens, South Carolina	53.1%
2 Lancaster, South Carolina	64.4%	25 Barnwell, South Carolina	50.7%
3 Dorchester, South Carolina	63.3%	26 Chesterfield, South Carolina	49.6%
4 Lexington, South Carolina	63.0%	27 Marion, South Carolina	49.3%
5 Anderson, South Carolina	62.1%	28 Darlington, South Carolina	49.2%
6 Greenville, South Carolina	62.0%	29 Newberry, South Carolina	49.1%
7 Kershaw, South Carolina	61.3%	30 Marlboro, South Carolina	49.0%
8 Berkeley, South Carolina	60.6%	30 Lee, South Carolina	49.0%
9 Spartanburg, South Caroli..	60.2%	32 McCormick, South Carolina	48.4%
10 Greenwood, South Carolina	58.5%	33 Colleton, South Carolina	48.0%
11 Cherokee, South Carolina	57.4%	34 Fairfield, South Carolina	47.3%
12 Pickens, South Carolina	57.0%	35 Orangeburg, South Carolina	47.1%
13 Richland, South Carolina	56.8%	36 Beaufort, South Carolina	46.0%
14 Sumter, South Carolina	56.3%	37 Saluda, South Carolina	45.5%
15 Charleston, South Carolina	56.0%	38 Horry, South Carolina	44.7%
16 Florence, South Carolina	55.7%	39 Georgetown, South Caroli..	44.2%
17 Chester, South Carolina	55.1%	40 Williamsburg, South Caroli..	44.1%
18 Aiken, South Carolina	55.0%	40 Bamberg, South Carolina	44.1%
19 Union, South Carolina	54.8%	42 Jasper, South Carolina	44.0%
20 Calhoun, South Carolina	54.5%	43 Clarendon, South Carolina	42.7%
21 Edgefield, South Carolina	53.6%	44 Dillon, South Carolina	40.9%
22 Oconee, South Carolina	53.5%	45 Allendale, South Carolina	34.4%
23 Abbeville, South Carolina	53.2%	46 Hampton, South Carolina	33.4%

Please respond online or by phone:

[MY2020CENSUS.GOV](https://my2020census.gov)

1.844.330.2020

SELF-RESPONSE RATES FOR CONGRESSIONAL DISTRICTS

STATE OF SOUTH CAROLINA



Joe Cunningham
District 1
57.2%



Joe Wilson
District 2
60.5%



Jeff Duncan
District 3
57.2%



William Timmons
District 4
61.3%



Ralph Norman Jr.
District 5
60.6%



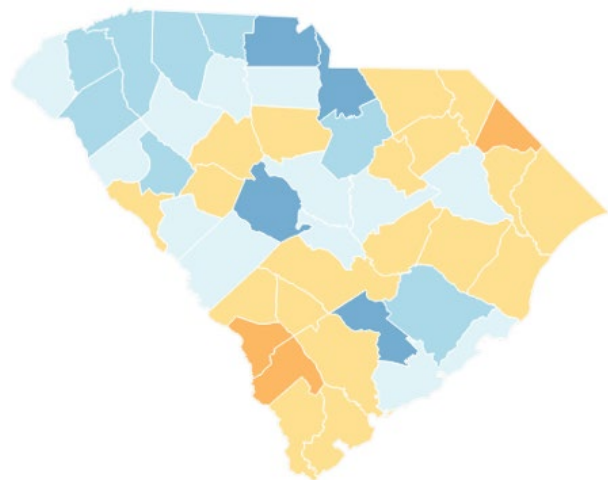
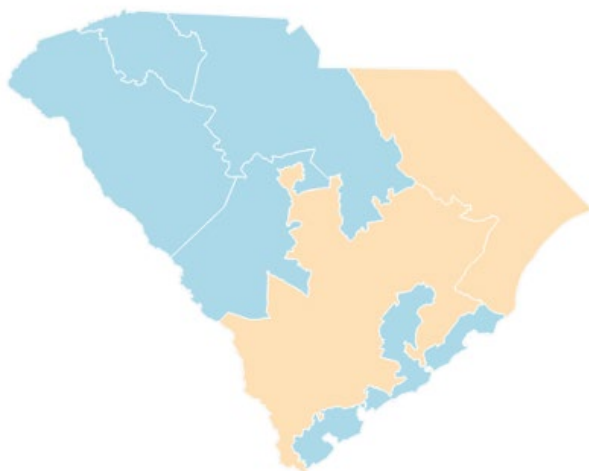
James "Jim" Clyburn
District 6
46.6%



Tom Rice
District 7
47%

Congressional

County



Please respond online or by phone:
MY2020CENSUS.GOV
1.844.330.2020